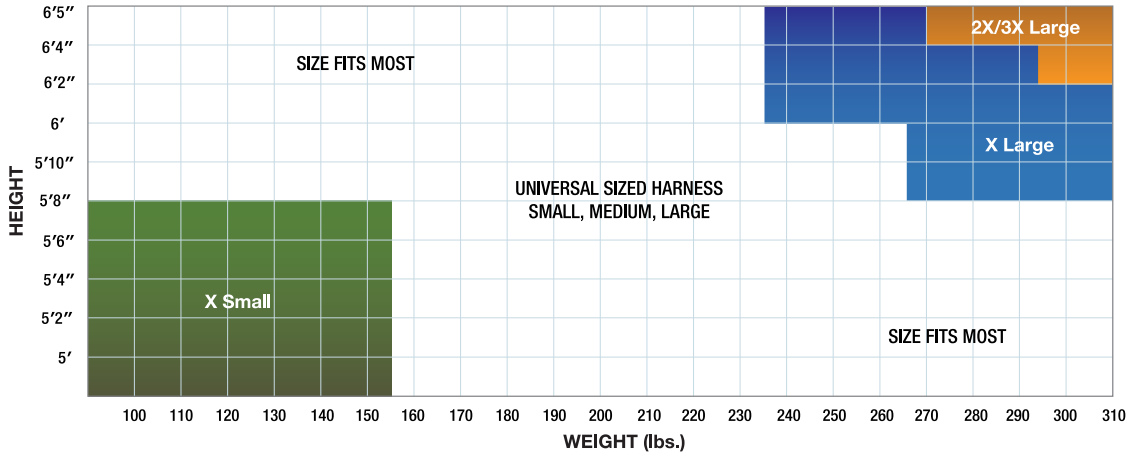


## QUICK REFERENCE GUIDE

Please refer to this chart to get a general idea of your FallTech harness size.



## DETAILED REFERENCE GUIDE

Because your harness is the most important element of any personal fall arrest system, it must fit properly to deliver the highest level of safety. After you select your FallTech harness, follow these three simple steps to find your exact size.

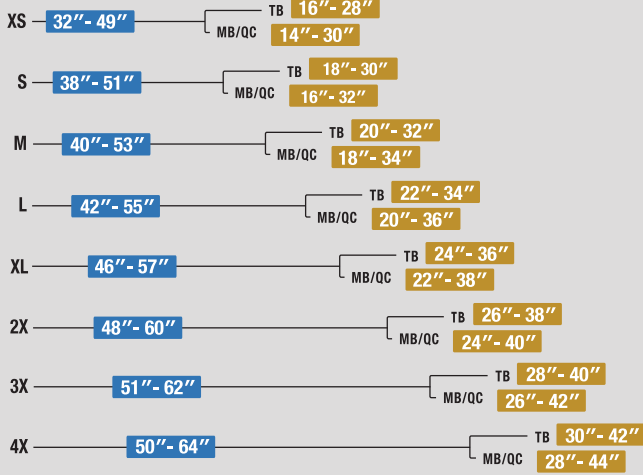
### 1. TORSO STRAP

### 2. LEG STRAP

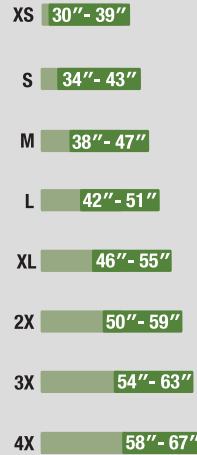
### 3. WAIST BELTS

ALL MEASUREMENTS ARE TO BE TAKEN OVER CLOTHING

#### Single-size Harness

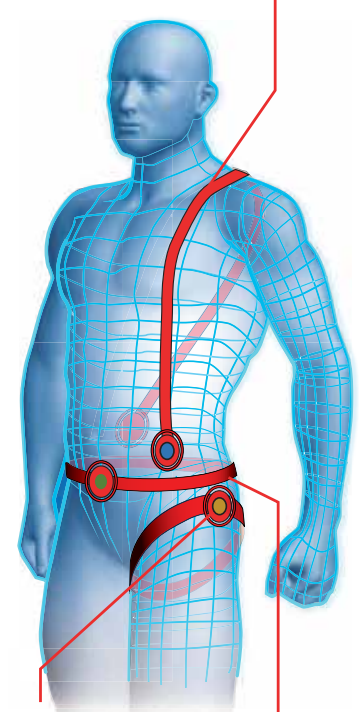


#### 7 Grommet Single-size



### 1. TORSO STRAP

Measure from 3 inches left of navel. Upward over left shoulder towards lower right side of back.




### 2. LEG STRAP

Measure the circumference around the thigh from the crotch to underneath the hip bone.

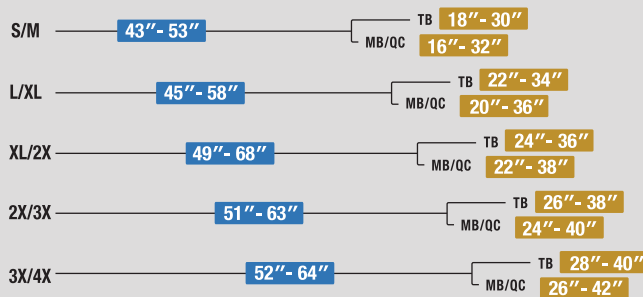
### 3. WAIST BELTS

Measure the circumference around the waist just under the navel.

#### UniFit Harness



#### Dual-size Harness



#### 9 Grommet Dual-size

